



AAC  
CLYDE  
SPACE

AAC CLYDE SPACE AB (publ)  
**YEAR END REPORT**  
**2022**

**Fourth quarter,  
October–December  
2022 (compared with  
October–December  
2021)**

Net sales amounted to

**SEK 60.3 M (62.1)**

a decrease of 3%

Earnings before interest, tax,  
depreciation and amortisation  
(EBITDA) amounted to

**SEK -20.1 M (-1.0)**

and to

**SEK -11.5 M (0.0)**

excluding costs from an aborted  
acquisition of SEK -8.6 M (0.0) and  
non-recurring personnel costs of 0.0  
M (-1.0)

Earnings before interest and tax (EBIT)  
amounted to

**SEK -28.3 M (-8.0)**

The loss after tax was

**SEK -17.4 M (-8.3)**

includes financial income due to  
restatements of additional  
considerations for the acquisitions of  
SpaceQuest Ltd and Omnisys  
Instruments

Basic and diluted earnings per share  
amounted to

**SEK -0.09 (-0.04)**

Cash flow from operating activities  
totalled

**SEK +43.1 M (-1.7)**

The positive cash flow is mainly due to  
achieved and paid milestones and  
prepayments from new orders during  
the quarter.

The order backlog amounted to

**SEK 427.8 M (407.2)**

**Full-Year 2022  
(compared with Full-  
Year 2021)**

Net sales increased 9% to

**SEK 196.7 M (180.0)**

Earnings before interest and tax (EBIT) amounted to

**SEK -67.0 M (-38.6)**

Basic and diluted earnings per share amounted to

**SEK -0.24 (-0.23)**

Earnings before interest, tax, depreciation and amortisation (EBITDA) amounted to

**SEK -38.6 M (-14.9)**

and to

**SEK -30.0 M (-12.3)**

excluding costs from an aborted acquisition of SEK -8.6 M (0.0) and non-recurring personnel costs and acquisition costs of 0.0 M (-2.6)

The loss after tax was

**SEK -46.5 M (-39.5)**

includes financial income due to restatements of additional considerations for the acquisitions of SpaceQuest Ltd and Omnisys Instruments

Cash flow from operating activities totalled

**SEK +6.4 M (-35.5)**

## Events in the fourth quarter of 2022

- AAC Clyde Space and its partners, agreed to progress into the final phase of the xSPANCION project, the demonstration phase. This will begin with a phase 3A, focused on scaling constellation production capacity and delivering data services to users. The value of this phase is EUR 3.3 M (approx. SEK 35.8 M), of which the UK Space Agency, through the ESA's Pioneer Partnership Projects, will contribute EUR 1.6 M (approx. SEK 17.9 M)
- AAC Clyde Space won a GBP 0.875 M (approx. SEK 10.9 M) order for a Sirius computer from Astroscale Ltd., for inclusion in their End-of-Life space debris removal service, ELSA-M. The order follows a GBP 0.94 M (approx. SEK 11.6 M) order for a Starbuck power system from Astroscale announced on September 22, 2022
- AAC Clyde Space won a contract to maintain radiometers in the telescopes of the Atacama Large Millimeter/submillimeter Array (ALMA) in Chile. The contract runs for five years and is worth EUR 574 k (approx. SEK 6.2 M)
- The previous owners of Omnisys Instruments AB converted the remaining third of their warrants into shares in AAC Clyde Space. Consequently, AAC Clyde Space issued 5,780,845 shares, bringing the total number of shares in the company to 204,811,010
- AAC Clyde Space won a contract to continue to operate the SeaHawk satellite for one more year, a contract that may be extended up to two years further provided that the spacecraft continues to deliver data. The one-year contract has a value of USD 175 k (approx. SEK 1.9 M)
- AAC Space Africa, part of the AAC Clyde Space group, brought in the manufacture and distribution of the Pulsar range of satellite communication systems after licensing the technology
- AAC Clyde Space received a USD 0.85 M (approx. SEK 8.8 M) order on subsystems for the IM-3 mission to the Moon led by the U.S. company Intuitive Machines. The order is the third received by AAC Clyde Space for the U.S. company's lunar landing missions
- Astroscale Ltd. extended its order from AAC Clyde Space for its end-of-life space debris removal service, ELSA-M, with additional hardware and functionality valued at GBP 0.611 M (approx. SEK 7.7 M). The order follows orders announced earlier in 2022 for a Sirius computer and a Starbuck power system totalling GBP 1.8 M (approx. SEK 23.0 M)

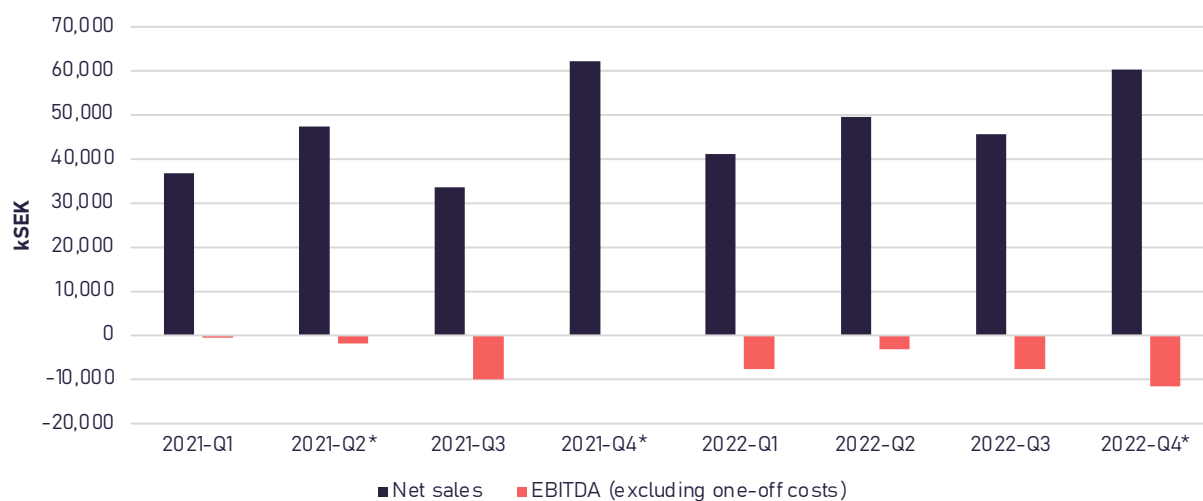
## Events after the end of the reporting period

- Kelpie-1, a 3U AAC Clyde Space EPIC nanosatellite, was successfully launched on the SpaceX Transporter-6 mission on January 3, 2023. Kelpie-1 will deliver AIS data to the U.S. company ORBCOMM Inc., a global provider of Internet of Things (IoT) solutions, under an exclusive Space Data as a Service (SDaaS) deal. It is planned to be followed by the launch of a second Kelpie satellite in the first half of 2023
- An AAC Clyde Space manufactured satellite was lost when a Virgin Orbit rocket failed to reach orbit. All satellites on the launch were reported to have been lost, including IOD-3 manufactured by AAC Clyde Space for the Satellite Applications Catapult. The loss had no financial impact on AAC Clyde Space
- AAC Clyde Space received a EUR 234 k (approx. SEK 2.6 M) order from UK-based Space Forge to provide space products for a demonstration spacecraft designed to leverage the space environment for production and experiments, capable of performing multiple trips to space
- A consortium including AAC Clyde Space's subsidiary AAC Hyperion was selected by European Defence Fund to develop a less than 100 kg satellite to be placed in geostationary orbit (GEO) for space situational awareness. The satellite, named Naucrates, is not to be trackable from ground radar, optical telescope or radio telescope. It is set to be the first European GEO satellite for Space Situational Awareness (SSA) in GEO
- AAC Clyde Space won a USD 0.59 M (approx. SEK 6.1 M) order for reaction wheels to be used on a number of small satellites. The order comes from a US blue chip company
- AAC Clyde Space was selected to deliver products valued at USD 1.6 M (approx. SEK 16.6 M) to a US blue chip company. AAC SpaceQuest will procure and resell the products with margins that are lower than on its proprietary products. The products will be delivered over a period of 12 months
- AAC Clyde Space won an order for satellite subsystems valued at USD 2.3 M (approx. SEK 23.8 M) from a US development company supplying spacecraft and other multi-mission systems

## FINANCIAL OVERVIEW – GROUP

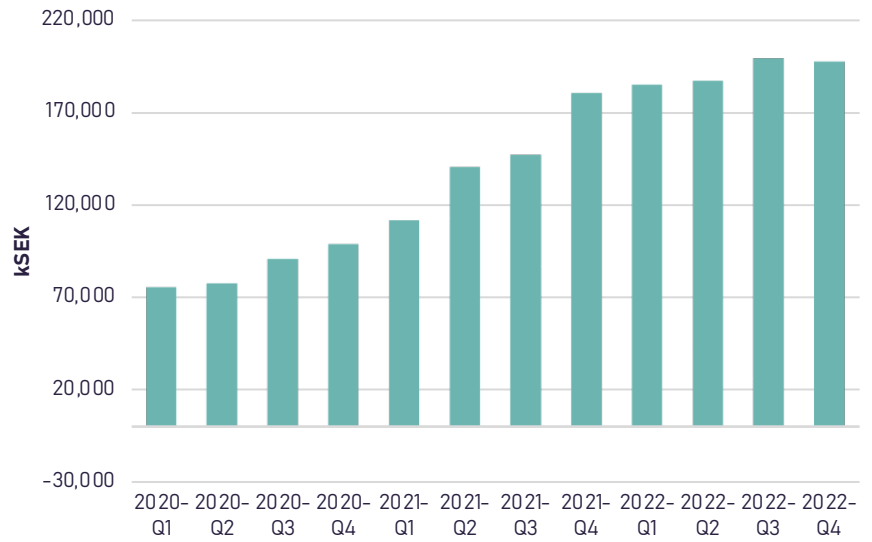
kSEK	Oct-Dec 2022	Oct-Dec 2021	Full-year 2022	Full-year 2021
Net sales	60,346	62,131	196,718	179,950
EBITDA	-20,131	-976	-38,599	-14,942
EBIT	-28,260	-7,965	-67,006	-38,606
Basic and diluted earnings per share, SEK	-0.09	-0.04	-0.24	-0.23
Equity ratio	75%	78%	75%	78%
Cash flow from operating activities	43,060	-1,639	6,435	-35,461
Cash flow for the period	27,212	-12,509	-44,711	32,399
Cash and cash equivalents	52,100	96,110	52,100	96,110
Order backlog	427,790	407,214	427,790	407,214

## NET SALES AND EBITDA BY QUARTER, ADJUSTED FOR ACQUISITION AND NON-RECURRING COSTS

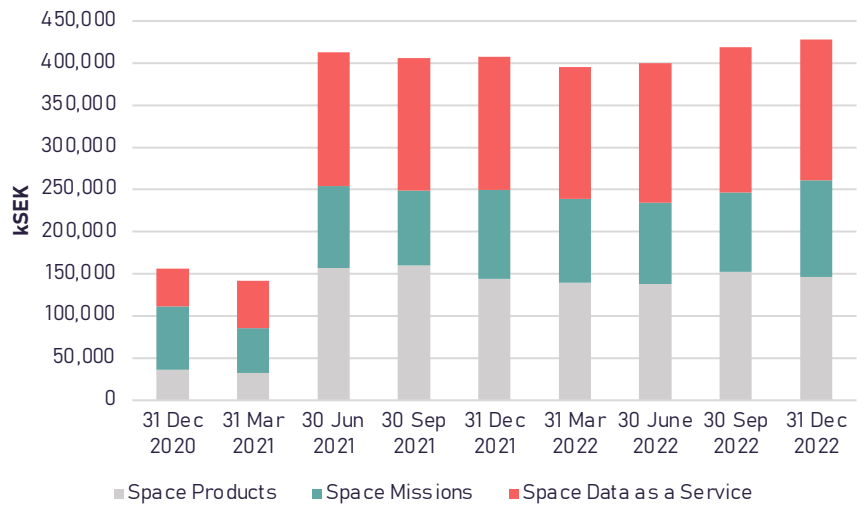


\* EBITDA for Q2 2021 adjusted for acquisition costs of SEK 1.7 M, Q4 2021 adjusted for non-recurring personnel costs of SEK 1.0 M and Q4 2022 adjusted for aborted acquisition costs of SEK 8.6 M

**NET SALES –  
ROLLING 12 MONTHS**



**ORDER BACKLOG**





## COMMENTS FROM THE CEO

2022 was a year of steady progress for AAC Clyde Space. We grew topline sales and delivered several satellites, despite industrywide supply chain issues, rising costs, and continued staff shortages. We increased net sales by 9% to SEK 196.7M (compared to SEK 180M in 2021), just short of our SEK 210M target. We delivered our targeted positive operating cash flow for FY 2022 – and we expect to maintain positive operating cash flow and achieve positive EBITDA in 2023.

The order backlog, which has risen to SEK 427.8M, and an optimistic sales pipeline give us confidence going into 2023. We saw strong demand for our power systems and on-board computers from repeat customers during the year, which has continued into the start of 2023. We have also delivered satellites for launch to our customers and continue to make progress on building our own satellites, which will provide space data as a service to our clients.

Despite recent industry wide issues, we believe there are reasons to be more optimistic looking ahead in 2023 and beyond. Interest in space services and space-based data, provided by small satellites, continues to grow as more industries see value and benefit. We are well positioned to take advantage of this demand across several sectors, ranging from shipping to agriculture.

Powered by more advanced satellites, we are developing services for agriculture and forestry to drive efficiency through precision farming as well as better monitoring through enhanced imaging. We are building the next generation of maritime communications based on the VHF Data Exchange System (VDES), that operates between ships, shore stations and satellites. While also developing more accurate space-based instruments to predict and forecast weather.

As mentioned, the fourth quarter saw continued development on several fronts, with repeat orders for components, progress on key research projects, and extensions to existing data services.

Astroscale ordered components for its end-of-life space debris removal service, ELSA-M, with the contract covering additional hardware and functionality. And the US company Intuitive Machines, ordered subsystems for its IM-3 mission to the moon, the third such order.

Meanwhile, in November, RocketLab launched the MATS satellite, a Swedish scientific mission. It carries our Starbuck-Mini power system, Sirius data-handling subsystem, and custom-built solar panel, as well as scientific instruments developed by AAC Omnisys. The mission is studying waves in the upper atmosphere and their influence on weather and climate.

Together with our partners, we have agreed to progress into the final, demonstration phase of the xSPANION project. This will begin with a phase focused on scaling constellation production capacity and delivering data services to users.

On the service side, we have won a contract to maintain radiometers in the telescopes of the Atacama Large Millimeter/submillimeter Array (ALMA) in Chile. We will also continue to operate the SeaHawk satellite for one more year, a contract that may be extended up to two years further, provided the spacecraft continues to deliver data.

This momentum has been maintained into the start of 2023, with new component and product orders, a new European development project and the launch of several satellites.

We have won an order for the satellite subsystems from a US development company supply spacecraft and other multi-mission systems. We've also secured an order from UK-based Space Forge to provide space products for a demonstration spacecraft designed to leverage the space environment for production and experiments. It will be capable of performing multiple trips to space.

A consortium, including AAC Clyde Space subsidiary AAC Hyperion, has been selected by the European Defence Fund to develop a satellite, weighing less than 100kg, to be placed into geostationary orbit (GEO) for Space Situational Awareness (SSA). The satellite, named Naucrates, is set to be the first European GEO satellite for SSA, and we're thrilled to be a part of this landmark project.

In January, Kelpie-1, an EU AAC Clyde Space EPIC nanosatellite, was successfully launched on the SpaceX Transporter-6 mission on January 3, 2023. Kelpie-1 will deliver AIS data to US company ORBCOMM, a global provider of Internet of Things (IoT) solutions, under an exclusive Space Data as a Service (SDaaS) deal. It is planned to be followed by the launch of a second Kelpie satellite in the first half of 2023.

Sadly, a satellite manufactured by AAC Clyde Space for the Satellite Applications Catapult was lost when a Virgin Orbit rocket failed to reach orbit. All satellites on the launch have been lost. This loss had no financial impact on AAC Clyde Space.

We continue to work with our customers and partners – both new and existing – to realise the huge potential of small satellites for business and people on earth. We are ready and excited to keep building significant revenue growth in 2023, and to achieve positive EBITDA and operational cashflow for all our shareholders.

**Luis Gomes**  
CEO



**Net sales increased  
9% to SEK 196.7 M  
(180.0).**

## Fourth quarter 2022

### Sales and earnings

Net sales amounted to SEK 60.3 M (62.1), a decrease of 3 %. Total revenue, including work performed by the company for its own use and capitalised, amounted to SEK 76.2 M (73.6). The order backlog amounted to SEK 427.8 M (407.2).

The gross margin was 44% (49). Personnel costs and Other external expenses, including aborted acquisition costs of SEK 8.6 M, increased by 45% to SEK 60.8 M (41.8). Personnel costs and Other external expenses, excluding aborted acquisition costs increased 25%, reflecting a larger organisation to manage the expected growth and larger business opportunities.

EBITDA amounted to SEK -20.1 M (-1.0) and to SEK -11.5 M (0.0) excluding costs from an aborted acquisition of SEK -8.6 M (0.0) and non-recurring personnel costs of 0.0 M (-1.0). The loss after tax was SEK -17.4 M (-8.3).

Financial income increased due to restatements of additional considerations for the acquisitions of SpaceQuest Ltd and Omnisys Instruments under IAS 32 and IFRS 9.

## Full-Year 2022

### Sales and earnings

Net sales increased 9% to SEK 196.7 M (180.0). Total revenue, including work performed by the company for its own use and capitalised, amounted to SEK 243.7 M (210.8).

Gross margin improved to 58% (54).

EBITDA amounted to SEK -38.6 M (-14.9) SEK and to SEK -30.0 M (-12.3) excluding costs from an aborted acquisition of SEK -8.6 M (0.0) and non-recurring personnel costs and acquisition costs of 0.0 M (-2.6). The loss after tax was SEK -46.5 M (-39.5).

### Investments and financial position

Available cash and cash equivalents as of 31 December 2022 totalled SEK 52.1 M (96.1), excluding an unutilised bank overdraft facility of SEK 5 M.

Cash flow from operating activities for the period amounted to SEK +6.4 M (-35.5). The assessment, based on the current order backlog, new customer orders and ongoing discussions regarding measures to mitigate short term cash flow effects from delayed projects, is that the Group is financed for the next 12 months.

The Group's investments in non-current assets for the period totalled SEK 40.9 M (21.8), of which intangible assets accounted for SEK 27.7 M (15.9). Investment in intangible assets mainly comprised development expenses related to the ORBCOMM and Wyvern projects, ongoing development of next-generation space products and satellite platforms (50% financed by Scottish Enterprise) and development.

Inventories increased to SEK 20.2 M (13.2), mainly due to purchase of standard components to facilitate shorter lead times. The criteria's for the additional consideration for the acquisition of SpaceQuest are deemed not to be met, hence other non-current liabilities has reduced to SEK 11.9 M (28.9). The remaining value pertain to non-cash restatements of additional considerations for the acquisitions of Omnisys Instruments under IAS 32 and IFRS 9. The additional considerations are settled through the conversion of warrants to shares.

The subsidiary Omnisys Instruments received, after the end of the reporting period, a claim of unpaid invoices of EUR 195 k from a supplier relating to a project that was finalised in 2017. The project was finalised before Omnisys Instruments was acquired in 2021. Investigation is ongoing to determine if it is a legitimate claim or not.

The equity ratio amounted to 75% (78).

### Personnel and organisation

There were 183 employees (172) at the end of the period.

**Gross margin improved to 58% (54).**

### **Parent Company**

Parent Company net sales for the period totalled SEK 68.6 M (55.1), and the loss after tax, before impairment of the shares in the subsidiary Clyde Space Ltd, was SEK -21.5 M (-13.5) and after impairment SEK -80.1 M (-13.5). The impairment amount equals the shareholders' contribution that was made from the Parent Company to Clyde Space Ltd in September 2022. Investments in non-current assets amounted to SEK 1.8 M (25.8). The equity ratio amounted to 88% (90).

### **Dividend**

The Board of Directors proposes to the Annual General Meeting that no dividend should be distributed for the 2022 financial year.

### **2023 Annual General Meeting**

The Annual General Meeting will be held in Uppsala at 1:00 p.m. CET on 25 May 2023. Notice convening the meeting will be sent not later than 28 April 2023.

### **The share**

AAC Clyde Space's share is traded on Nasdaq First North Growth Market under the symbol AAC. The share is also traded on the American OTCQX market under the symbol ACCMF.

As of 31 December 2022, 204,811,010 shares had been issued at a quotient value of SEK 0.04 per share. All shares carry equal rights to the company's profits and assets. On 31 December 2022, the number of shareholders totalled 14,001. A table with the largest shareholders can be found on page 19 in this report.

### **Incentive programs**

The AGM in June 2020 resolved on a directed issue of warrants to the Board and to employees in Sweden and the UK. Each warrant entitles the holder to subscribe for one new share at the subscription price of SEK 4.26 per share. The warrants can be exercised during the period through 1 July 2023 until 31 December 2023:

- As of 31 December 2022, Board members had subscribed for 192,000 warrants (incentive scheme 2020/2023:C)
- As of 31 December 2022, employees in Sweden had subscribed for 365,336 warrants (incentive scheme 2020/2023:A)
- As of 31 December 2022, employees in the UK had subscribed for 1,184,000 warrants (incentive scheme 2020/2023:B)

A total of 1,741,336 warrants have been subscribed for, which entails a potential dilution effect of around 1% and that AAC Clyde Space will potentially raise approximately SEK 7.4 M.

The AGM in May 2022 resolved on a directed issue of warrants to the Board and to all employees. Each warrant entitles the holder to subscribe for one new share at the subscription price of SEK 1.91 per share. The warrants can be exercised during the period through 1 July 2025 until 31 December 2025:

- As of 31 December 2022, Board members had subscribed for 325,000 warrants (incentive scheme 2022/2025:C)
- As of 31 December 2022, employees in Sweden had subscribed for 1,275,000 warrants (incentive scheme 2022/2025:A)
- As of 31 December 2022, employees outside of Sweden had subscribed for 1,775,000 warrants (incentive scheme 2022/2025:B)

A total of 3,375,000 warrants have been subscribed for, which entails a potential dilution effect of around 2% and that AAC Clyde Space will potentially raise approximately SEK 6.4 M.

**AAC Clyde Space won an order for satellite subsystems valued at USD 2.3 M (approx. SEK 23.8 M) from a US development company supplying spacecraft and other multi-mission systems.**

### **Related-party transactions**

During the period, Board members have invoiced the company on market terms for the performance of consultant services linked to the company's operations. The services were performed primarily by the Chairman of the Board, refer to Note 6.

### **Significant events after the end of the reporting period**

AAC Clyde Space won an order for satellite subsystems valued at USD 2.3 M (approx. SEK 23.8 M) from a US development company supplying spacecraft and other multi-mission systems. The US company will integrate the subsystems on satellites for several new development programs. The order has been preceded by a smaller order on subsystems for tests on ground. The subsystems will be delivered in several batches, starting in the second quarter of 2023 with the last delivery in the fourth quarter of 2023.

### **Significant risks and uncertainties**

An account of the Group's material financial and business risks can be found in the administration report and under Note 3 in the 2021 Annual Report. COVID-19 affected operations in the form of lower income recognition than planned in projects, since deliveries from subcontractors were delayed. The ongoing war in Ukraine has not so far affected operations. It remains difficult to estimate the final impact of COVID-19 and the war on the Group. No further significant risks are deemed to have arisen during the period.

### **Reporting calendar**

Annual Report 2022	27 Apr 2023
Interim Report Jan-Mar 2023	25 May 2023
Annual General Meeting 2023	25 May 2023
Interim Report Jan-Jun 2023	24 Aug 2023
Interim Report Jan-Sep 2023	23 Nov 2023

The Annual Report and interim reports are available on the company's website: <https://investor.aac-clyde.space/en/financial-reports/>

### **Certification**

The Board of Directors and CEO give their assurance that the year-end report 2022 provides a true and fair account of the Parent Company's and Group's operations, financial position, and results, and that it describes the material risks and uncertainties faced by the Parent Company and the companies that form the Group.

Uppsala, 23 February 2023

<b>Rolf Hallencreutz</b> Chairman of the Board	<b>Per Aniansson</b> Board member	<b>Anita Bernie</b> Board member
---	--------------------------------------	-------------------------------------

<b>Per Danielsson</b> Board member	<b>Nicole Robinson</b> Board member	<b>William Whitehorn</b> Board member
---------------------------------------	--	--

**Luis Gomes**  
CEO

### **Questions may be directed to:**

CEO Luis Gomes, [investor@aac-clydespace.com](mailto:investor@aac-clydespace.com)  
CFO Mats Thideman, [investor@aac-clydespace.com](mailto:investor@aac-clydespace.com), mobile +46 (0)70-556 09 73

This year-end report has not been reviewed by the Company's auditor.

# ABOUT AAC CLYDE SPACE

AAC Clyde Space specialises in small satellite technologies and services that enable businesses, governments and educational organisations to access high-quality, timely data from space. Its growing capabilities bring together three divisions:

**Space Data as a Service** –  
delivering data from space directly to customers

**Space missions** –  
turnkey solutions that empower customers to streamline their space missions

**Space products and components** –  
a full range of off-the-shelf and tailor-made subsystems, components and sensors

AAC Clyde Space aims to become a world leader in commercial small satellites and services from space, applying advances in its technology to tackle global challenges and improve our life on Earth.

The Group's main operations are located in Sweden, the United Kingdom, the Netherlands, South Africa and the USA, with partner networks in Japan and South Korea.

AAC Clyde Space AB (Corp. Reg. No. 556677-0599) has its registered office in Uppsala at Uppsala Science Park, Dag Hammarskjölds väg 48, SE-751 83 Uppsala, Sweden.

AAC Clyde Space's shares are traded on Nasdaq First North Premier Growth Market. Erik Penser Bank AB is the Certified Adviser.

# FINANCIAL STATEMENTS

## CONDENSED CONSOLIDATED STATEMENT OF COMPREHENSIVE INCOME

<b>kSEK</b>	<b>Oct-Dec 2022</b>	<b>Oct-Dec 2021</b>	<b>Full-year 2022</b>	<b>Full-year 2021</b>
Net sales	60,346	62,131	196,718	179,950
Work performed by the company for its own use and capitalised	6,079	4,238	21,781	13,630
Other operating income	9,740	7,202	25,248	17,245
<b>TOTAL</b>	<b>76,165</b>	<b>73,571</b>	<b>243,747</b>	<b>210,825</b>
Raw materials and subcontractors	-33,940	-31,465	-82,811	-83,234
Personnel costs	-39,927	-33,382	-140,795	-106,946
Other external expenses	-20,853	-8,449	-52,000	-30,454
Other operating expenses	-1,576	-1,251	-6,740	-5,216
<b>EBITDA</b>	<b>-20,131</b>	<b>-976</b>	<b>-38,599</b>	<b>-14,942</b>
Depreciation/amortisation and impairment of tangible and intangible assets	-8,129	-6,989	-28,407	-23,583
<b>EBIT</b>	<b>-28,260</b>	<b>-7,965</b>	<b>-67,006</b>	<b>-38,606</b>
Financial income	11,249	123	19,732	764
Financial expenses	-515	-2,035	-1,864	-4,927
<b>Net financial items</b>	<b>10,734</b>	<b>-1,912</b>	<b>17,868</b>	<b>-4,163</b>
Income tax	87	1,589	2,590	3,282
<b>PROFIT/LOSS FOR THE PERIOD</b>	<b>-17,439</b>	<b>-8,288</b>	<b>-46,548</b>	<b>-39,481</b>
<b>Other comprehensive income:</b>				
Items that may be transferred to profit or loss				
Exchange-rate differences	-2,038	12,132	26,984	38,336
<b>Other comprehensive income for the period</b>	<b>-2,038</b>	<b>12,132</b>	<b>26,984</b>	<b>38,336</b>
<b>TOTAL COMPREHENSIVE INCOME FOR THE PERIOD</b>	<b>-19,477</b>	<b>3,844</b>	<b>-19,564</b>	<b>-1,151</b>

Profit/loss for the period and total comprehensive income are, in their entirety, attributable to Parent Company shareholders.

## EARNINGS PER SHARE, BASED ON PROFIT FOR THE PERIOD ATTRIBUTABLE TO PARENT COMPANY SHAREHOLDERS

<b>SEK</b>	<b>Oct-Dec 2022</b>	<b>Oct-Dec 2021</b>	<b>Full-Year 2022</b>	<b>Full-Year 2021</b>
Average no. of shares – basic	200,957,654	188,346,674	196,885,358	173,829,770
No. of shares at end of period	204,811,010	192,200,029	204,811,010	192,200,029
Average no. of shares – diluted	200,957,654	202,478,169	196,885,358	184,107,909
Basic and diluted earnings per share	-0.09	-0.04	-0.24	-0.23

## CONDENSED CONSOLIDATED STATEMENT OF FINANCIAL POSITION

KSEK	31 Dec 2022	31 Dec 2021
<b>ASSETS</b>		
<b>Non-current assets</b>		
Intangible assets	665,456	639,515
Tangible assets	63,191	41,475
Financial assets	90	90
<b>Total non-current assets</b>	<b>728,737</b>	<b>681,080</b>
<b>Current assets</b>		
Inventories	20,237	13,201
Accounts receivable	24,452	23,023
Other receivables	55,875	60,992
Cash and cash equivalents	52,100	96,110
<b>Total current assets</b>	<b>152,664</b>	<b>193,327</b>
<b>TOTAL ASSETS</b>	<b>881,401</b>	<b>874,407</b>
<b>EQUITY AND LIABILITIES</b>		
<b>Equity attributable to Parent Company shareholders</b>	<b>663,506</b>	<b>678,812</b>
<b>Non-current liabilities</b>		
Lease liabilities	11,041	9,989
Other non-current liabilities	11,949	28,931
Deferred tax liabilities	19,243	22,410
<b>Total non-current liabilities</b>	<b>42,233</b>	<b>61,330</b>
<b>Current liabilities</b>		
Accounts payable	41,503	26,473
Other liabilities	134,159	107,793
<b>Other current liabilities</b>	<b>175,662</b>	<b>134,266</b>
<b>TOTAL EQUITY AND LIABILITIES</b>	<b>881,401</b>	<b>874,407</b>

## CONDENSED CONSOLIDATED STATEMENT OF CHANGES IN EQUITY

kSEK	Share capital	Ongoing new issue	Other contributed capital	Reserves	Retained earnings incl. profit/loss for the period	Total equity
<b>Opening balance, 1 January 2021</b>	<b>4,928</b>	<b>87,973</b>	<b>682,295</b>	<b>1,184</b>	<b>-218,612</b>	<b>557,770</b>
Profit/loss for the period					-39,487	-39,487
Other comprehensive income				38,336		38,336
<b>Total comprehensive income</b>	<b>0</b>	<b>0</b>	<b>0</b>	<b>38,336</b>	<b>-39,487</b>	<b>-1,151</b>
<b>Transactions with shareholders</b>						
Correction of conversion differences OB	-	-	5	-42	19	-18
Reclassification of additional purchase consideration, SpaceQuest	-	-	-14,487	-	-	-14,487
Directed share issue	1,569	-	98,431	-	-	100,000
Warrants T02020/2023	-	-	802	-	-	802
Warrants Omnisys	231	-	-231	-	-	0
Issue expenses	-	-	-5,895	-	-	-5,895
Non-cash issue – acquisition of Omnisys	-	-	41,790	-	-	41,790
Non-cash issue – acquisition of SpaceQuest	960	-87,973	87,013	-	-	0
<b>Closing balance, per 31 Dec 2021</b>	<b>7,688</b>	<b>0</b>	<b>889,723</b>	<b>39,478</b>	<b>-258,080</b>	<b>678,809</b>
<b>Opening balance, 1 January 2022</b>	<b>7,688</b>	<b>0</b>	<b>889,723</b>	<b>39,478</b>	<b>-258,080</b>	<b>678,809</b>
Profit/loss for the period					-46,548	-46,548
Other comprehensive income				26,984		26,984
<b>Total comprehensive income</b>	<b>0</b>	<b>0</b>	<b>0</b>	<b>26,984</b>	<b>-46,548</b>	<b>-19,564</b>
<b>Transactions with shareholders</b>						
Correction of conversion differences	-	-	-	-	632	632
Directed share issue	-	-	-	-	-	0
Issue expenses	-	-	-	-	-	0
Subscription of warrants	-	-	-	-	-	0
Non-cash issue – acquisition of Omnisys	504	-	2,360	-	-	2,864
Warrants T02020/2023	-	-	283	-	-	283
Warrants T02022/2025	-	-	482	-	-	482
<b>Closing balance, per 31 Dec 2022</b>	<b>8,192</b>	<b>0</b>	<b>892,848</b>	<b>66,462</b>	<b>-304,628</b>	<b>663,506</b>

Equity is attributable in its entirety to Parent Company shareholders.

## CONDENSED CONSOLIDATED STATEMENT OF CASH FLOWS

kSEK	Oct-Dec 2022	Oct-Dec 2021	Full-Year 2022	Full-Year 2021
<b>Cash flow from operating activities before changes in working capital</b>	<b>-20,010</b>	<b>-1,239</b>	<b>-37,810</b>	<b>-15,189</b>
Total changes in working capital	63,070	-400	44,245	-20,272
<b>Cash flow from operating activities</b>	<b>43,060</b>	<b>-1,639</b>	<b>6,435</b>	<b>-35,461</b>
<b>Cash flow from investing activities</b>	<b>-14,214</b>	<b>-10,590</b>	<b>-40,874</b>	<b>-21,779</b>
<b>Cash flow from financing activities</b>	<b>-1,634</b>	<b>-280</b>	<b>-10,272</b>	<b>89,639</b>
<b>CASH FLOW FOR THE PERIOD</b>	<b>27,212</b>	<b>-12,509</b>	<b>-44,711</b>	<b>32,399</b>
Cash and cash equivalents at start of period	25,030	108,047	96,110	62,434
Exchange-rate differences in cash and cash equivalents	-142	572	701	1,278
<b>CASH AND CASH EQUIVALENTS AT END OF PERIOD</b>	<b>52,100</b>	<b>96,110</b>	<b>52,100</b>	<b>96,110</b>



## CONDENSED PARENT COMPANY INCOME STATEMENT

kSEK	Oct-Dec 2022	Oct-Dec 2021	Full-Year 2022	Full-Year 2021
Net sales	19,600	27,192	68,629	55,133
Work performed by the company for its own use and capitalised	99	19	465	137
Other operating income	280	176	1,711	816
<b>Total operating income</b>	<b>19,979</b>	<b>27,387</b>	<b>70,805</b>	<b>56,086</b>
Raw materials and subcontractors	-6,842	-7,757	-18,649	-19,830
Personnel costs	-8,215	-6,517	-28,365	-21,574
Other external expenses	-18,549	-14,397	-45,759	-28,108
Other operating expenses	-279	-160	-1,200	-517
<b>EBITDA</b>	<b>-13,906</b>	<b>-1,444</b>	<b>-23,168</b>	<b>-13,943</b>
Depreciation/amortisation and impairment of tangible and intangible assets	-101	-256	-368	-1,009
<b>EBIT</b>	<b>-14,007</b>	<b>-1,700</b>	<b>-23,536</b>	<b>-14,952</b>
Other interest income and similar profit/loss items	321	596	2,796	1,630
Interest expenses and similar profit/loss items	-182	-62	-717	-167
Impairment of shares in subsidiaries	-	-	-58,655	-
<b>Total earnings from financial items</b>	<b>139</b>	<b>534</b>	<b>-56,576</b>	<b>1,463</b>
<b>PROFIT AFTER FINANCIAL ITEMS</b>	<b>-13,868</b>	<b>-1,166</b>	<b>-80,112</b>	<b>-13,489</b>
Tax on profit/loss for the period	-	-	-	-
<b>Profit/loss for the period</b>	<b>-13,868</b>	<b>-1,166</b>	<b>-80,112</b>	<b>-13,489</b>

In the Parent Company, no items are recognised in other comprehensive income and, therefore, total comprehensive income for the period was consistent with profit/loss for the period.

## CONDENSED PARENT COMPANY BALANCE SHEET

kSEK	31 Dec 2022	31 Dec 2021
<b>ASSETS</b>		
<b>Non-current assets</b>		
Intangible assets	3,392	2,422
Tangible assets	1,113	698
Receivables from Group companies	14,262	26,037
Financial assets	525,451	543,487
<b>Total non-current assets</b>	<b>544,218</b>	<b>572,644</b>
<b>Current assets</b>		
Inventories	5,576	2,646
Accounts receivable	3,143	6,063
Receivables from Group companies	32,045	18,217
Other receivables	12,008	10,930
Cash and bank balances	5,767	70,548
<b>Total current assets</b>	<b>58,539</b>	<b>108,404</b>
<b>TOTAL ASSETS</b>	<b>602,757</b>	<b>681,048</b>
<b>EQUITY AND LIABILITIES</b>		
<b>Equity</b>		
Restricted equity	11,406	9,556
Unrestricted equity	518,121	596,451
<b>Total equity</b>	<b>529,527</b>	<b>606,007</b>
<b>Non-current liabilities</b>		
Other non-current liabilities	21,949	38,931
<b>Total non-current liabilities</b>	<b>21,949</b>	<b>38,931</b>
<b>Current liabilities</b>		
Accounts payable	9,421	6,823
Liabilities to Group companies	15,379	9,940
Other liabilities	26,481	19,347
<b>Other current liabilities</b>	<b>51,281</b>	<b>36,110</b>
<b>TOTAL EQUITY AND LIABILITIES</b>	<b>602,757</b>	<b>681,048</b>

## SHAREHOLDERS AS OF 31 DECEMBER 2022

<b>SHAREHOLDERS</b>	<b>NO. OF SHARES</b>	<b>VOTES &amp; CAPITAL</b>
CBNY-RJA-CLIENT ASSET ACCT*	24,000,000	11.72%
AVANZA PENSION	13,087,745	6.39%
AESA2104 AB	8,359,270	4.08%
UBS SWITZERLAND AG, W8IMY	3,017,628	1.47%
NORDNET PENSIONS FÖRSÄKRINGAR AB	2,929,481	1.43%
KOCK, JOHN	2,850,471	1.39%
TJ JUNIOR AB	2,800,000	1.37%
BNY MELLON SA/NV (FORMER BNY) , W8IMY	2,624,580	1.28%
C INT VELD BEHEER B.V	2,585,000	1.26%
G.L.E MONNA BEHEER B.V	2,585,000	1.26%
Övriga	139,971,835	68.34%
<b>TOTAL</b>	<b>204,811,010</b>	<b>100.0%</b>

\* Refers to SpaceQuest's previous owners

## NOTES

### NOTE 1 GENERAL INFORMATION

AAC Clyde Space AB (publ) Corp. Reg. No. 556677-0599 is the Parent Company registered in Sweden with its registered office in Uppsala at Uppsala Science Park, Dag Hammarskjölds väg 48, SE-751 83 Uppsala, Sweden.

Unless otherwise stated, all amounts are in thousands of SEK (kSEK). Data in parentheses pertain to the comparative period.

### NOTE 2 SUMMARY OF SIGNIFICANT ACCOUNTING POLICIES

This Year-End Report has been prepared in accordance with IAS 34 Interim Financial Reporting.

The Parent Company's interim report has been prepared in accordance with the Swedish Annual Accounts Act and recommendation RFR 2 of the Swedish Financial Reporting Board.

The accounting policies applied agree with those described in the AAC Clyde Space Group's Annual Report for 2021.

### NOTE 3 SEGMENT INFORMATION

#### Description of segments and primary activities

AAC Clyde Space's strategic steering group, consisting of its Chief Executive Officer, Chief Operating Officer, Chief Technology Officer, Chief Commercial Officer, President Data & Services, HR Director, Chief Scientific Officer and Chief Financial Officer, corresponds to the chief operating decisionmaker (CODM) for the AAC Clyde Space Group and evaluates the Group's financial position and performance as well as makes strategic decisions. Company management has determined the operating segments based on the information reviewed by the executive committee for the purposes of allocating resources and assessing performance.

The strategic steering group has identified six reportable segments in the Group's operations:

#### AAC Clyde Space, operations in Uppsala, Sweden

AAC Clyde Space primarily develops and produces data processing and power systems for CubeSats and small satellites (1–500 kg).

#### Clyde Space, operations in Scotland

Clyde Space offers customised, turnkey services from design, subsystems and satellite platforms from 1 to 50 kg to operation of satellite systems in orbit and delivery of data to customers.

#### Hyperion Technologies, operations in the Netherlands

Hyperion specialises in high-performing, miniaturised subsystems for small satellites. The company's focus is on high-performing and reliable electronics and mechatronic systems.

#### SpaceQuest, operations in the US

SpaceQuest delivers data from space to customers from its own constellation of satellites and ground stations. The company also supplies subsystems to many commercial aerospace companies and institutions.

#### Omnisys Instruments, operations in Gothenburg, Sweden

Omnisys develops and manufactures measuring instruments, primarily for advanced space projects. Moreover, the company has an extensive track record developing weather data sensors to create reliable weather forecasting and data for climate research.

#### AAC Space Africa, operations in South Africa

AAC Space Africa will design, build, and deliver space missions to the continent from its Cape Town base in South Africa's Western Cape Province. The company is the group's centre of competence for advanced radio communication.

The strategic steering group primarily uses adjusted earnings before interest, tax, depreciation and amortisation (EBITDA, see below) in assessing the operating segment's earnings.

EBITDA	Oct-Dec 2022	Oct-Dec 2021	Jan-Dec 2022	Jan-Dec 2021
AAC Clyde Space	-9,115***	-1,807*	-20,737**	-14,302**
Clyde Space	-15,646	1,601	-33,630	-10,737
Hyperion	1,011	-1,748	699	758
SpaceQuest	2,283	395	9,258	5,245
Omnisys	2,583	1,701	9,408	5,387
AAC Space Africa	-1,245	-1,118	-3,597	-1,293
<b>Total EBITDA</b>	<b>-20,131</b>	<b>-976</b>	<b>-38,599</b>	<b>-14,942</b>

\* includes acquisition costs of SEK 1,668 k

\*\* includes acquisition costs of SEK 1,668 k and non-recurring personnel costs of SEK 948 k

\*\*\* include aborted acquisition costs of SEK 8,611 k

A reconciliation of the Group's earnings before tax and EBITDA is shown below.

	Oct-Dec 2022	Oct-Dec 2021	Jan-Dec 2022	Jan-Dec 2021
<b>Total EBITDA</b>	<b>-20,131</b>	<b>-976</b>	<b>-38,599</b>	<b>-14,942</b>
Net financial items	10,734	-1,912	17,868	-4,163
Depreciation and amortisation of tangible and intangible assets	-8,149	-6,989	-28,407	-23,664
<b>Earnings before tax</b>	<b>-17,546</b>	<b>-9,877</b>	<b>-49,138</b>	<b>-42,769</b>

#### NOTE 4 NET SALES

##### Income

Sales between segments are carried out at arm's length. Since income from external parties is reported to the strategic steering group, it is measured in a manner consistent with that in the consolidated statement of comprehensive income. The majority of income is recognised over time.

October–December 2022	Clyde Space	AAC Clyde Space	Hyperion	Space Quest	Omnisys	AAC Space Africa	Total
Income by segment	26,274	19,600	6,994	9,097	19,939	1,654	83,558
Income from other segments	-4,250	-16,713	-1,099	-214	-18	-918	-23,212
<b>Income from external customers</b>	<b>22,024</b>	<b>2,887</b>	<b>5,895</b>	<b>8,883</b>	<b>19,921</b>	<b>736</b>	<b>60,346</b>
Space Data as a Service	-234	-	-	4,569	-	-	4,335
Space Missions	3,325	1,459	-	-	-	696	5,480
Space Products	18,933	1,428	5,895	4,314	19,921	40	50,531
Licenses/Royalties	-	-	-	-	-	-	0
<b>Total</b>	<b>22,024</b>	<b>2,887</b>	<b>5,895</b>	<b>8,883</b>	<b>19,921</b>	<b>736</b>	<b>60,346</b>

October–December 2021	Clyde Space	AAC Clyde Space	Hyperion	Space Quest	Omnisys	AAC Space Africa	Total
Income by segment	29,002	27,192	4,955	4,783	18,963	463	85,358
Income from other segments	-10,625	-10,963	-1,018	-158	-	-463	-23,227
<b>Income from external customers</b>	<b>18,377</b>	<b>16,229</b>	<b>3,937</b>	<b>4,625</b>	<b>18,963</b>	<b>0</b>	<b>62,131</b>
Space Data as a Service	-11	-	-	3,616	-	-	3,605
Space Missions	15,897	4,111	-	-	-	-	20,008
Space Products	2,491	12,118	3,937	1,009	18,963	-	38,518
Licenses/Royalties	-	-	-	-	-	-	0
<b>Total</b>	<b>18,377</b>	<b>16,229</b>	<b>3,937</b>	<b>4,625</b>	<b>18,963</b>	<b>0</b>	<b>62,131</b>

January–December 2022							
	Clyde Space	AAC Clyde Space	Hyperion	Space Quest	Omnisys	AAC Space Africa	Total
Income by segment	76,511	68,629	18,882	32,461	52,254	6,157	254,894
Income from other segments	-17,318	-33,844	-3,363	-1,054	-18	-2,579	-58,176
<b>Income from external customers</b>	<b>59,193</b>	<b>34,785</b>	<b>15,519</b>	<b>31,407</b>	<b>52,236</b>	<b>3,578</b>	<b>196,718</b>
Space Data as a Service	426	-	-	16,508	-	-	16,934
Space Missions	32,262	3,920	-	-	-	3,479	39,661
Space Products	26,505	27,103	15,519	14,899	52,236	99	136,361
Licenses/Royalties	-	3,762	-	-	-	-	3,762
<b>Total</b>	<b>59,193</b>	<b>34,785</b>	<b>15,519</b>	<b>31,407</b>	<b>52,236</b>	<b>3,578</b>	<b>196,718</b>

January–December 2021							
	Clyde Space	AAC Clyde Space	Hyperion	Space Quest	Omnisys	AAC Space Africa	Total
Income by segment	73,475	55,133	16,402	19,435	43,840	488	208,773
Income from other segments	-11,971	-13,695	-2,467	-202	-	-488	-28,823
<b>Income from external customers</b>	<b>61,504</b>	<b>41,438</b>	<b>13,935</b>	<b>19,233</b>	<b>43,840</b>	<b>0</b>	<b>179,950</b>
Space Data as a Service	1,203	-	-	11,637	-	-	12,840
Space Missions	48,575	8,935	-	-	-	-	57,510
Space Products	11,726	31,122	13,935	7,596	43,840	-	108,219
Licenses/Royalties	-	1,381	-	-	-	-	1,381
<b>Total</b>	<b>61,504</b>	<b>41,438</b>	<b>13,935</b>	<b>19,233</b>	<b>43,840</b>	<b>0</b>	<b>179,950</b>

#### NOTE 5 FINANCIAL INSTRUMENTS – FAIR VALUE OF FINANCIAL LIABILITIES MEASURED AT FAIR VALUE THROUGH PROFIT OR LOSS

As of 31 December 2022, there were no financial liabilities measured at fair value in addition to what is stated below. Fair values for foreign currency forwards are found in Level 2 of the fair value hierarchy.

Liabilities for the additional purchase consideration for shares in SpaceQuest and Omnisys are measured at fair value. Fair values for additional purchase considerations are found in Level 3 of the fair value hierarchy.

Definitions of the levels in the fair value hierarchy:

Level 1: Quoted prices (unadjusted) in active markets for identical assets or liabilities.

Level 2: Inputs other than quoted prices included within level 1 that are observable for the asset or liability, either directly (i.e. as price listings) or indirectly (i.e. derived from price listings).

Level 3: Inputs for the asset or liability that are not based on observable market data (i.e. unobservable inputs).

The carrying amounts for liabilities to credit institutions recognised at amortised cost correspond to their fair values for the current period and the comparative period.

#### NOTE 6 RELATED-PARTY TRANSACTIONS

During the period, four Board members have invoiced the company kSEK 1,091 (1,163) at market rates for the performance of consultant services linked to the company's operations.

#### NOTE 7 FINANCIAL KEY PERFORMANCE INDICATORS

##### Definitions of key performance indicators

Equity ratio, %      Equity divided by total assets

EBITDA                Operating profit/loss before depreciation/amortisation of tangible and intangible assets

Order backlog        The total at the end of the period of remaining unearned project revenue on confirmed orders, including products that have yet to be delivered or invoiced

Gross margin         Net sales less Raw materials and subcontractors divided by Net sales